
Number of Children Living Only With Their Mothers Has Doubled in Past 50 Years



Percentage and Number of Children Living With Two Parents Has Dropped Since 1968

April 12, 2021

Written by: Paul Hemez and Chanell Washington

The number of children living with two parents has dropped since 1968, while the percentage living with their mother only has doubled.

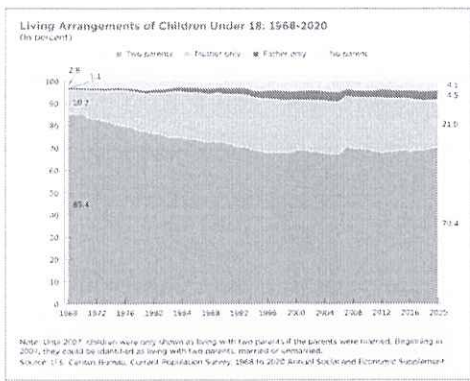
In 1968, 85% of children under 18 lived with two parents (regardless of marital status); by 2020, 70% did, according to the Census Bureau's Current Population Survey (CPS) [<https://www.census.gov/data/tables/2020/demo/families/cps-2020.html>]

America Counts Story

More Young Adults Lived with Their Parents in 2019

Poverty rates of people ages 25 to 34 living with their parents remained

^
Top



[/content/dam/Census/library/stories/2021/04/number-of-children-living-only-with-their-mothers-has-doubled-in-past-50-years-figure-1.jpg]

Living With Two Parents

Living with two parents has historically been the nation’s most common children’s living arrangement. In 1968, about 60.0 million (85%) U.S. children under 18 lived with two parents. But this number dipped between 1968 and 2020 when both the percentage and overall number of children living with two parents declined.

By 2020, although this living arrangement continued to be the most common for children, the number of children living with two parents had slipped to 51.3 million (70%).

Living With Mother Only

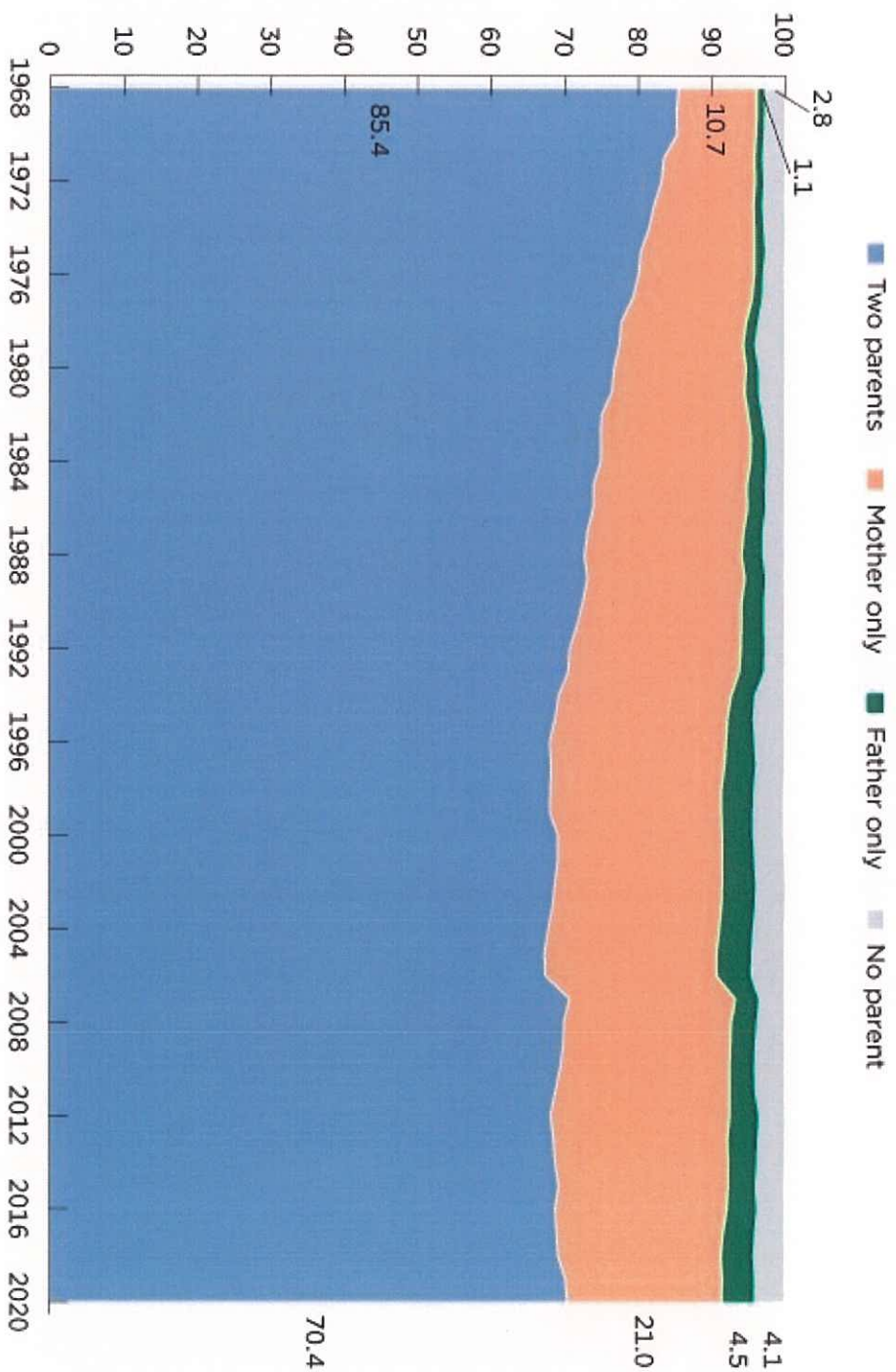
Children living with a mother only is the second most common U.S. living arrangement, a number that has doubled since 1968.

About 7.6 million (11%) children lived with their mother only in 1968 compared to 15.3 million (21%) in 2020.

Living With Father Only

The number of children living with their father only, although still small, more than quadrupled from 0.8

Living Arrangements of Children Under 18: 1968-2020 (In percent)

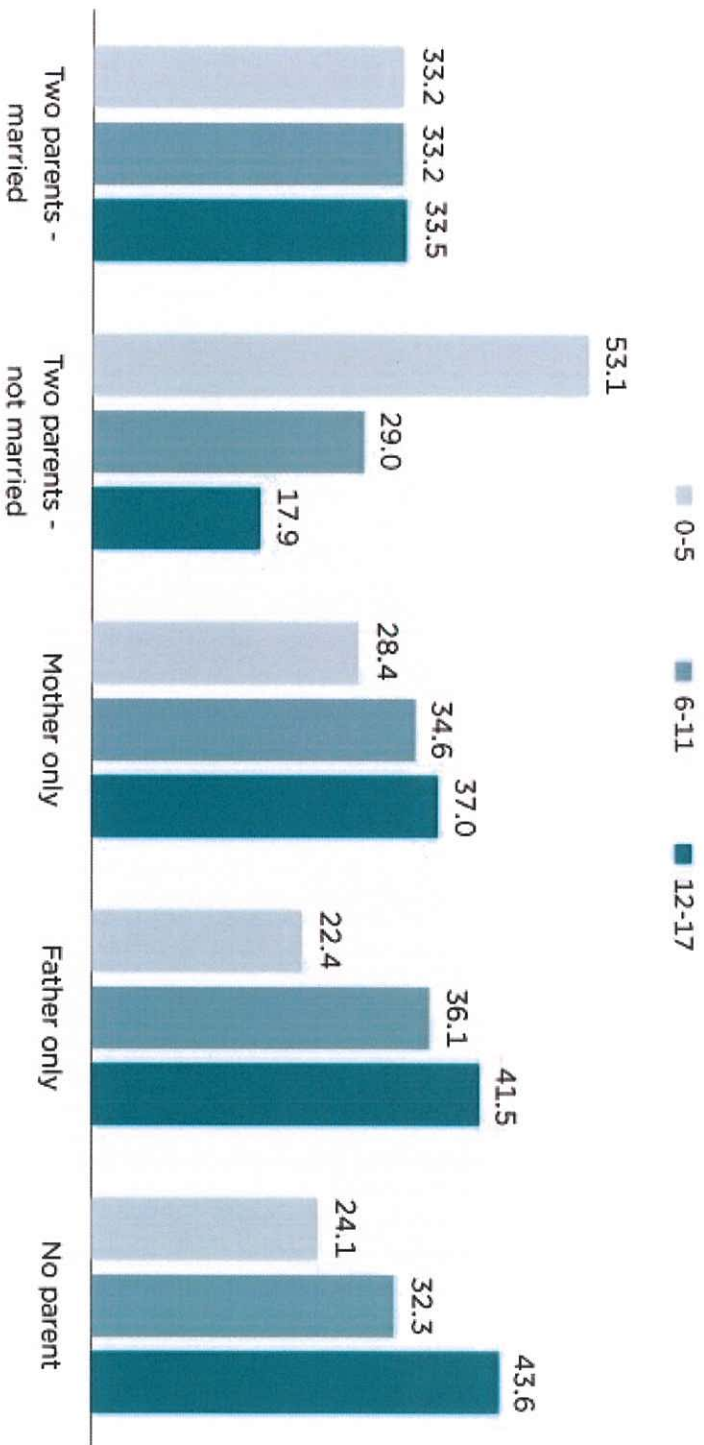


Note: Until 2007, children were only shown as living with two parents if the parents were married. Beginning in 2007, they could be identified as living with two parents, married or unmarried.

Source: U.S. Census Bureau, Current Population Survey, 1968 to 2020 Annual Social and Economic Supplement.

Age Distribution of Children Under 18 by Living Arrangement: 2020

(In percent)



Note: Percents may not sum to 100 due to rounding.
 Source: U.S. Census Bureau, Current Population Survey, 2020 Annual Social and Economic Supplement.